

Steps for Adding Pages & Sub-Pages

to your Weebly site

Every assignment gets its own page which is called a sub-page. For DED318 all sub-pages will be under either **PROJECTS** or **REVIEWS**. The assignment details will always tell you where to add the sub-page.

DED 318

Home
About Cyndi Kuhn
TUTORIALS
Reviews
Reviews
Projects

Reviews is the Category

WEEK 2 APPLE TEACHER

Cyndi Kuhn
cyndidk@gmail.co
DED318 Technology for Teaching

Sub-page that is a pop-out or depending on your template drop-down

@cyndidannerkuhn

Your site will have a category with drop-down or pop-out pages. These are sub-pages. For class, you will need a **Reviews** and **Projects** categories. Each week we will add sub-pages under them.

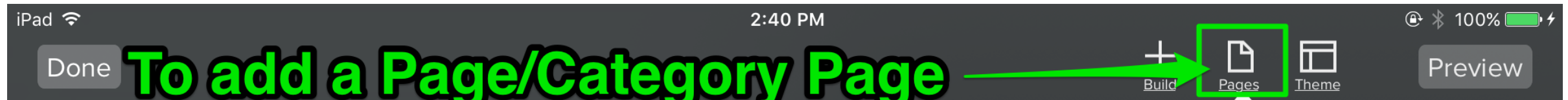
Category

Workshop Resources **Weekly Resources** Apple Teacher

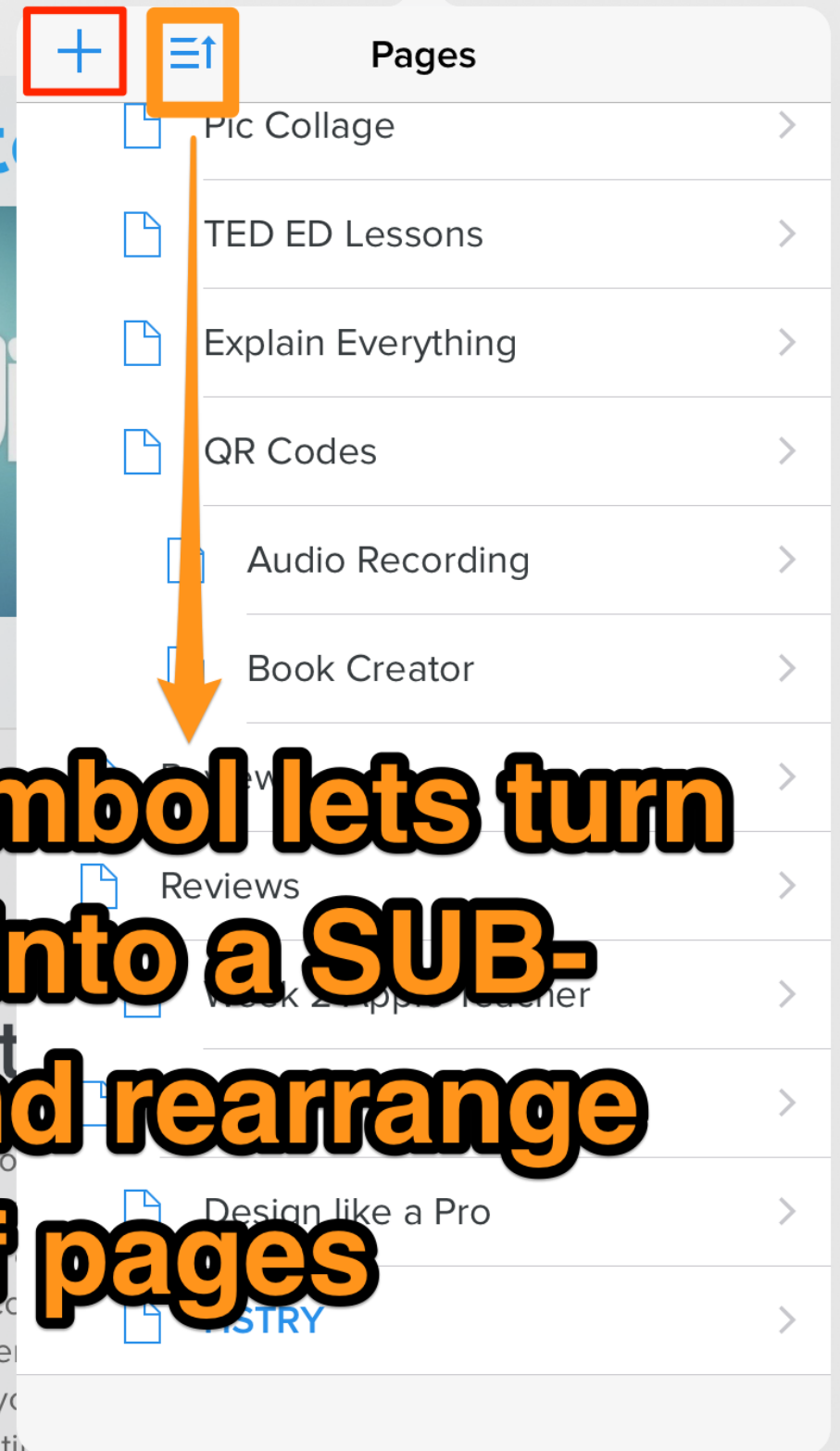
#1 Week of Sept 19, 2016
#2 Week of Sept 26, 2016
#3 Week of October 3, 2016
#4 Week of October 10, 2016
#5 Week of Oct. 17, 2016
#6 Week of Oct. 31, 2016
#7 Week of Nov. 4, 2016
#8 Week of Nov 14, 2016
#9 Week of Nov. 28, 2016

Drop-down sub-pages

On the iPad

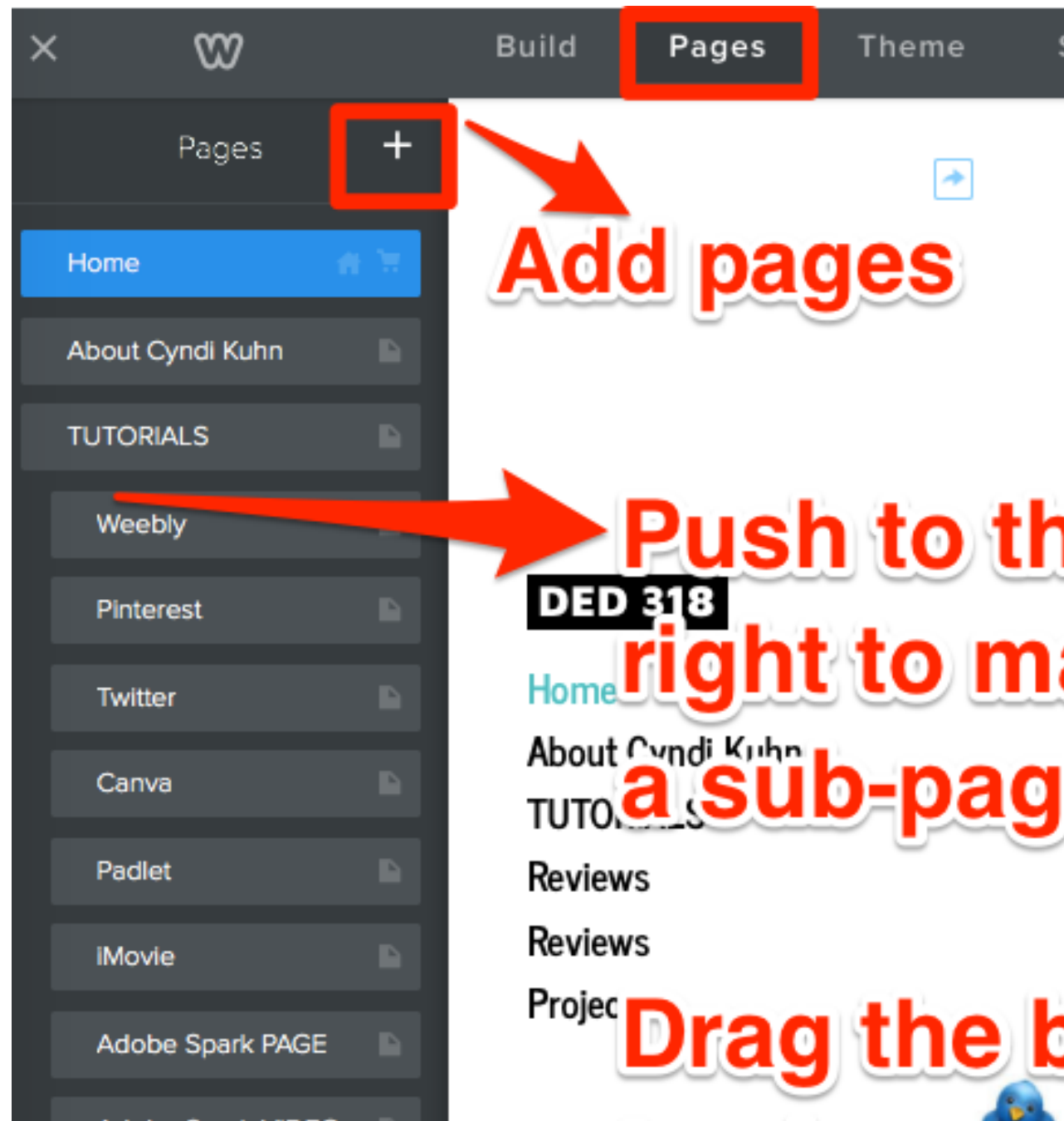


**Select the + sign
to add a page, it
will drop to the
bottom on your list
of pages**



**This symbol lets turn
a page into a SUB-
page and rearrange
order of pages**

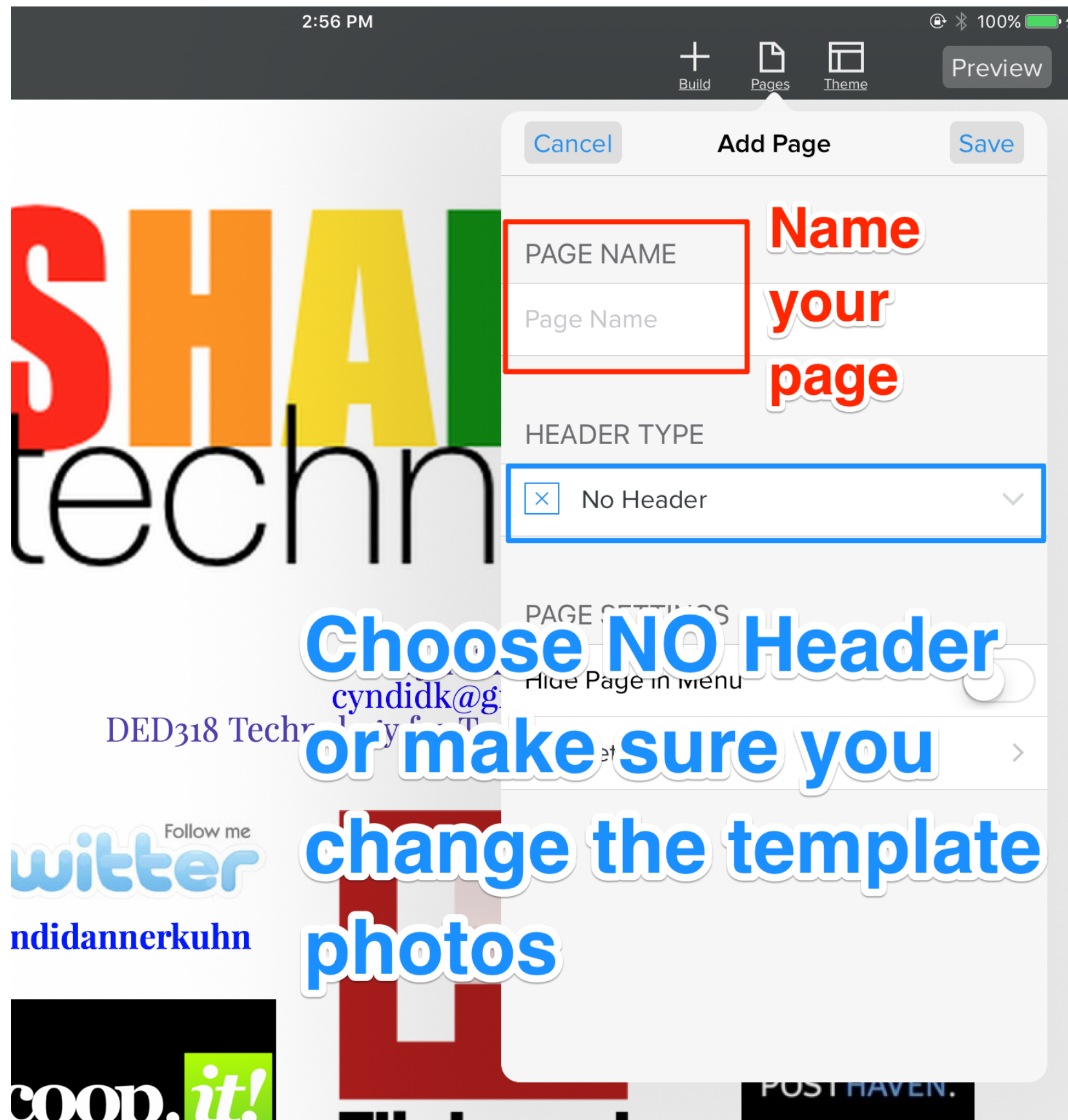
On the computer



Add pages

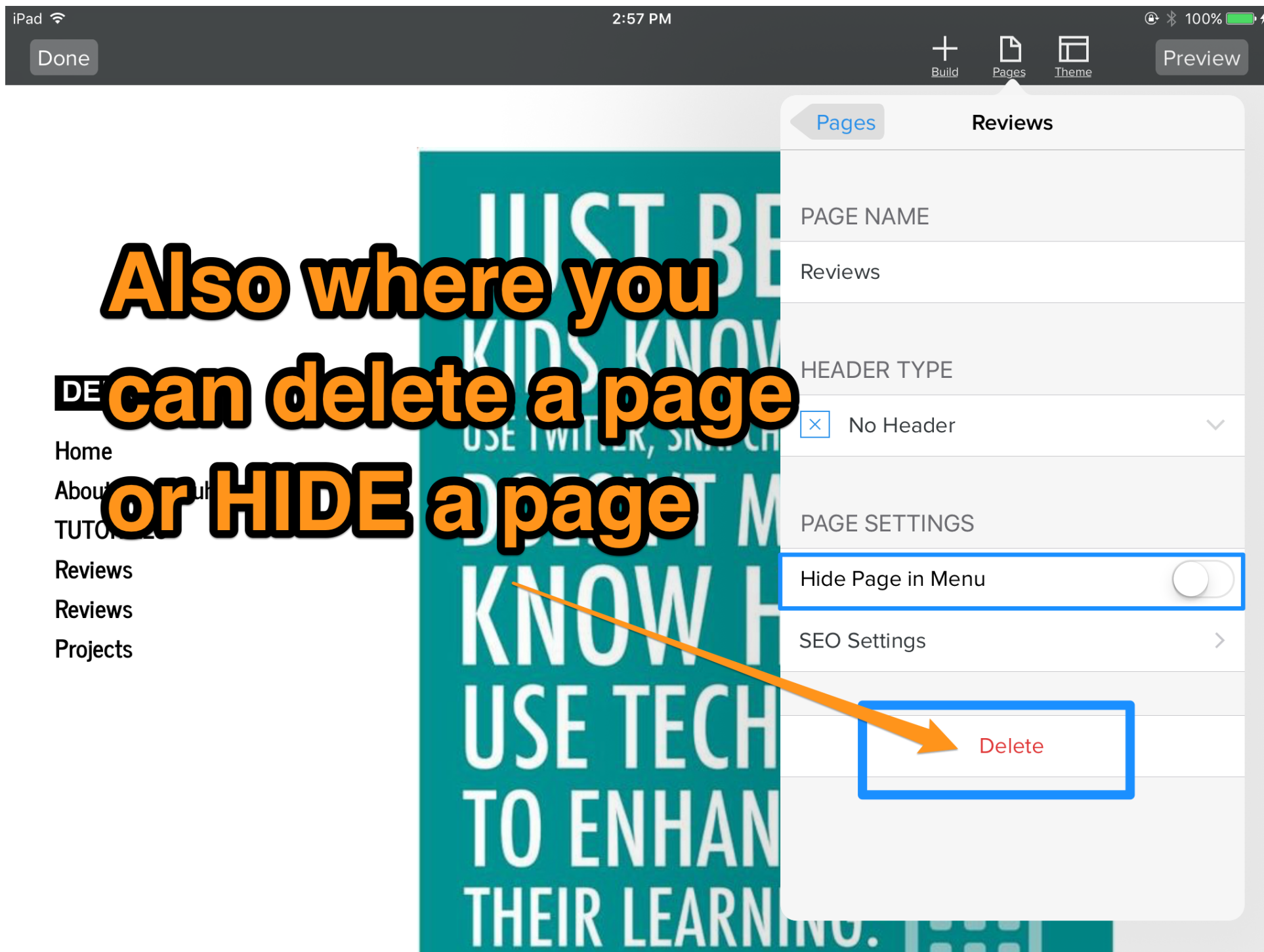
**Push to the
DED 318
right to make it
a sub-page,**

**Drag the box
to change the
order of pages.**



Name your page,
and select
NO HEADER

If you do not choose NO
HEADER, make sure you
change the template photo



**Also where you
can delete a page
or HIDE a page**

You can
also
DELETE
pages from
here and
hide pages
you think
you might
want later.

PUSH in to make it a sub-page under the category.

DED 318

Hon
About Cyndi Kuhn
TUT
Reviews
Reviews
Projects

For class it will always be under Reviews or under Projects.

Hstry is an awes
Content

HSTRY is a multimedia timeline creation tool for Chromebook, iPad, or tablet. There are two ways to use HSTRY from the crowd. First, as a teacher you can create timelines for your students to view all of your students' timelines. Second, you can create timelines that you share with your students to view the answers to your questions. HSTRY is free to use to create and share timelines for sale.

Reorder	
Adobe Spark VIDEO	≡
ThingLink	≡
Pic Collage	≡
TED ED Lessons	≡
Explain Everything	≡
Video	≡
Audio Recording	≡
Creator	≡
Reviews	≡
Reviews	≡
Week 2 Apple Teacher	≡
Projects	≡
Design like a Pro	≡
HSTRY	≡